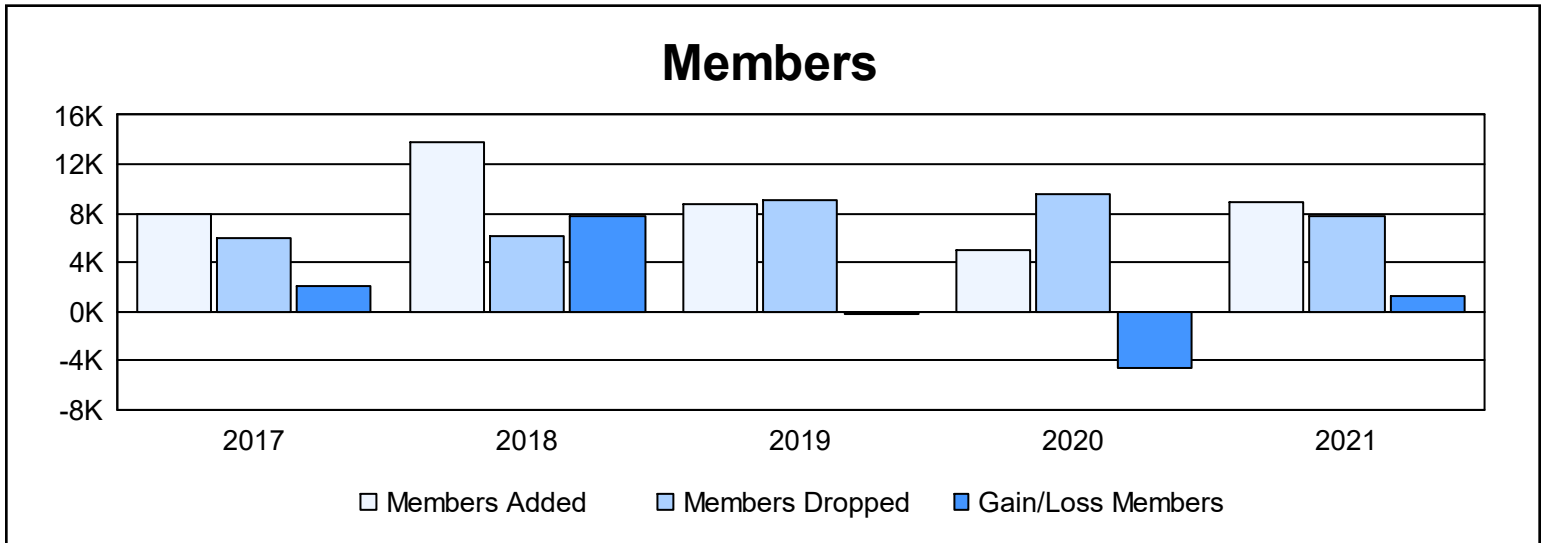
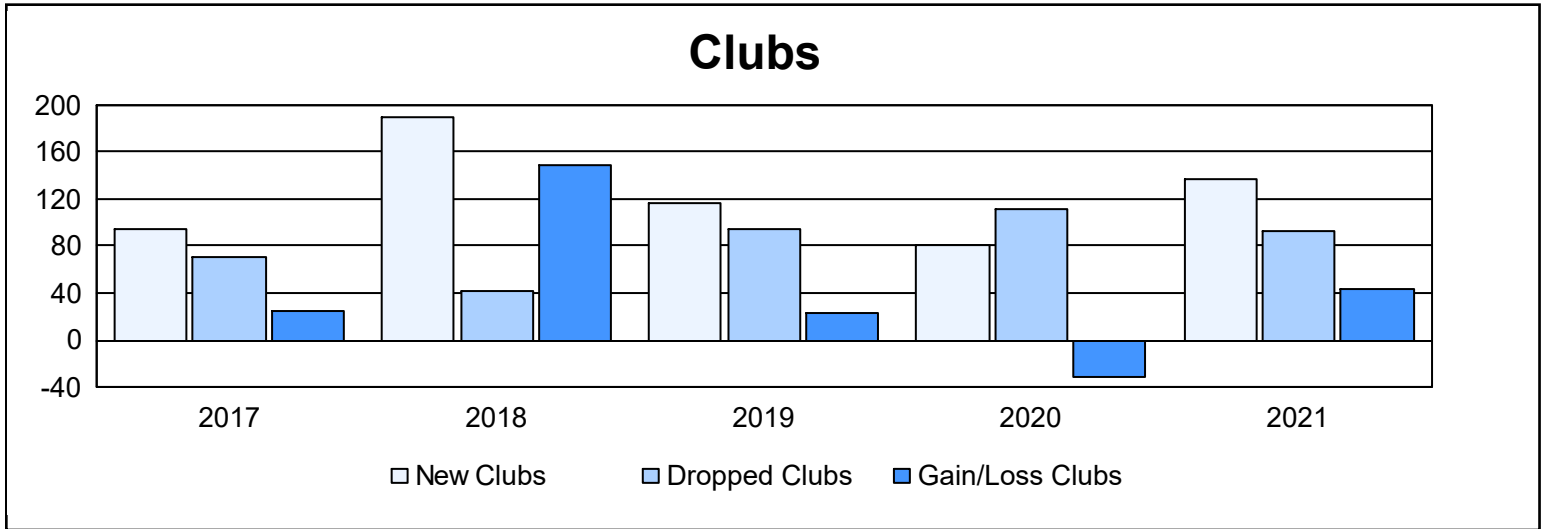
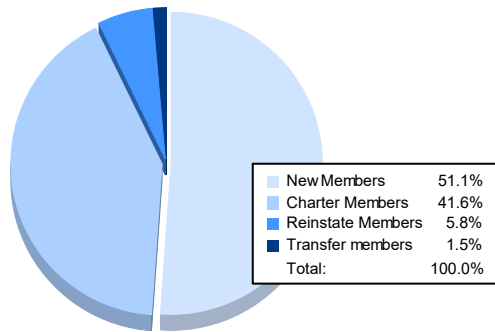


Year	New Clubs	Dropped Clubs	Gain/Loss Clubs	New Members	Charter Members	Reinstate Members	Transfer Members	Total Member Added	Total Members Dropped	Gain/Loss Members
2016-2017	95	71	24	4,877	2,570	416	140	8,003	5,982	2,021
2017-2018	190	41	149	8,245	4,858	611	73	13,787	6,093	7,694
2018-2019	117	94	23	4,699	3,251	485	325	8,760	9,015	-255
2019-2020	80	111	-31	2,413	2,124	391	69	4,997	9,594	-4,597
2020-2021	136	93	43	4,592	3,733	521	132	8,978	7,723	1,255
Average	124	82	42	4,965	3,307	485	148	8,905	7,681	1,224



Membership Composition June 2021 Cumulative



Gender Composition June 2021 Cumulative

